







COMFORT A

| | | | | | |
|--------------|--|--|--|--|--|
| Item code | 86.D060.2311.02 | | | | |
| Product type | Indoor | | | | |
| Category | Downlights | | | | |
| Family | COMFORT A | | | | |
| Pictograms | <div><div></div><div>220 240 V</div><div></div><div>CRI 80</div><div></div><div>Driver INCL.</div><div>On Off</div><div></div><div>IP 20</div><div>50000h L80B10</div></div> | | | | |

Scheme



| | |
|----------------------------|----------------|
| Product | |
| Real power (W) | 20 |
| Real luminous flux (Lm) | 1660 |
| Luminous efficiency (Lm/W) | 83 |
| Beam angle (°) | 12 |
| Life time (h) | 50000 h L80B10 |
| IP | 20 |
| Control gear | ON/OFF |
| Colour temperature (K) | 3000 |
| Colour consistency (SDCM) | SDCM3 |
| CRI | 80 |